

**DESCRIPTION:**

SK : The shaft lid protects your electrical and mechanical installations on the structure in a safe and decorative way. In the event of a possible fire, the installation shafts allow the fire to move quickly to the upper zones by making a chimney effect, preventing the use of the installation shaft cover and the fires that occur in the neighborhood to reach the installation sites and fires that may occur in the installation shafts.

MATERIAL:

Fixed outer frame Aluminum and moving inner frame are manufactured from galvanized material resistant to bending and buckling.

APPLICATION:

SK Series control flaps, the Fire Resistant Shaft Cover provide all the functionality, as well as keeping the fire area at minimum level for 90 minutes and allowing people to escape to safe zones. Smoke and heat are two key elements that cause damage to the fire, and the Shaft Cover does not allow exposure to these elements.

FINISHING:

- Standard finishing is natural anodized. Electrostatic powder coating is optional.
- Standard colours are RAL 9010 and RAL 9016 . Other colours are available with enamel paint.

INSTALLATION:

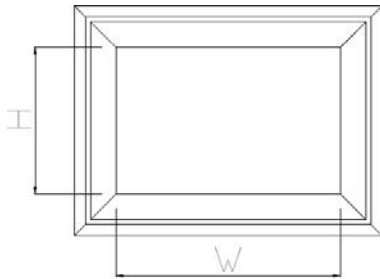
- System with screws is standard.
- System with clips and plate spring is used if no hole is requested on the frame.

ACCESSORIES:

- The cover can be produced with insulated or uninsulated
- Open-close mechanism, automatic touch-operated and Hinged



STANDARD SIZES (mm) :

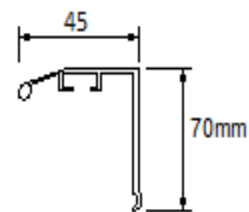
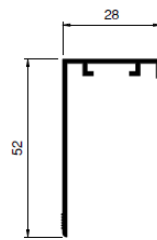
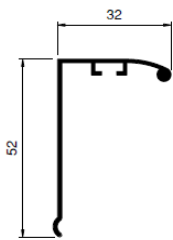


W : 400-450-500-550-600-650-700-750-800 mm


H : 400-450-500-550-600-650-700-750-800-900-1000-1100-1200-1300-1400 mm

* Any combination of these sizes

FRAME TYPES:



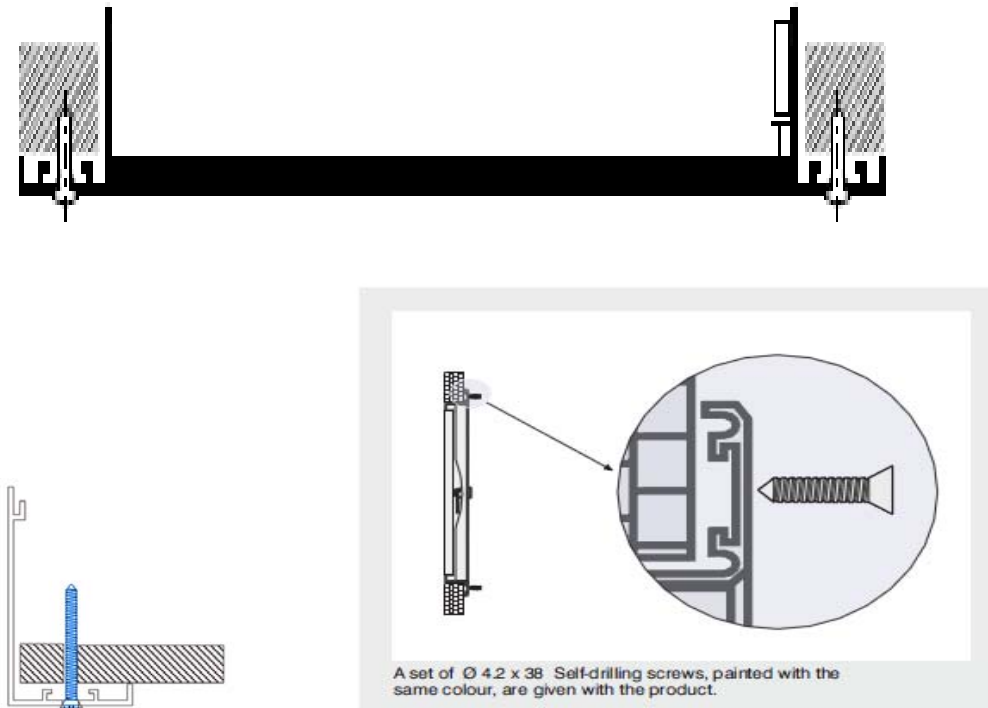

DRAWINGS:



Hinged uninsulated Control Cover



Hinged insulated Control Cover

MOUNTING DETAILS:**1- Screw Mounting Details****2 – Screw Mounting Details with hide**

**APPLICATION EXAMPLE:**



LOCK TYPES





ORDER CODE:

SK	O	45	00	RAL9010	VD	W 400X400
O: Touch operation M: Hinged A: Keyed 22mm Frame = 22mm 32mm Frame = 32mm 45mm Frame = 45mm						W: Neck Size C: Frame Size
00: Uninsulated iz: insulated						00: without Mounting VD: Screw Mounting VD-H: Screw Mounting with Hide
						00: without coating EL: Anodic Aluminium RAL----: Powder Coated RAL