


ATA SERIES
Duct Type
Air Handling Units

www.gmcair.com

FLAT UNITS



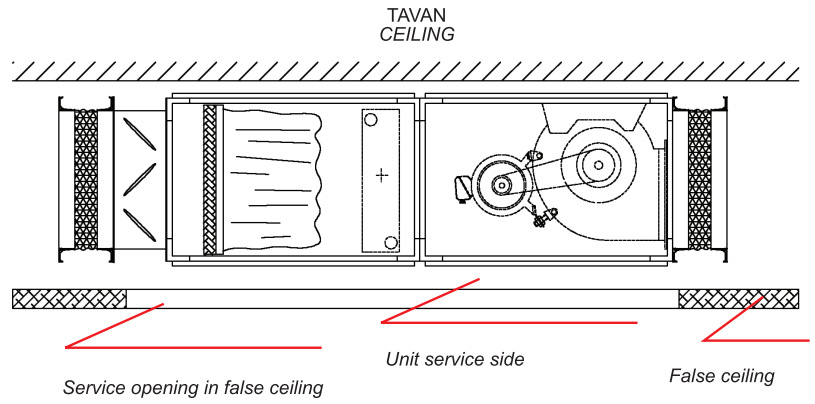
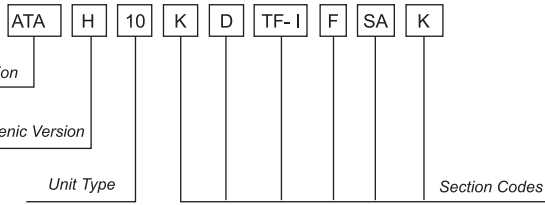
Flat Units

CAPTURE HIGH PERFORMANCE WITH SMALL SIZES

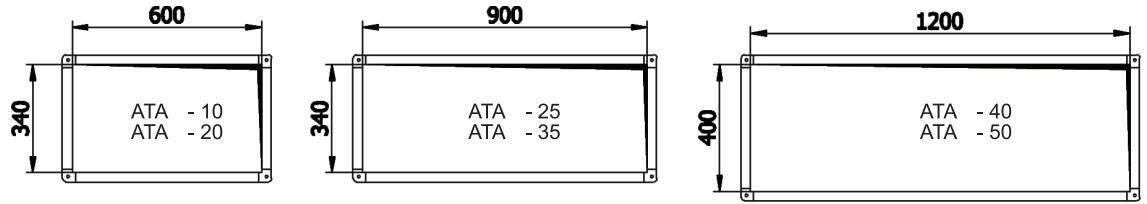
- Device height : 420, 480 mm
- Modular construction system
- Easy mounting on top of suspended ceilings and easy service opportunity with convertible component.
- Light weight construction, very quiet and non-vibrating operation
- Automatic control and operation according to automation
- Aluminum skeleton construction, 40mm width, rock wool isolated.
- RAL 9002 Electro Static painted top galvanized sheet double wall sandwich panel
- With elastomer seal to provide air leakage

UNITE TYPE		ATA -10	ATA -20	ATA -25	ATA -35	ATA -40	ATA -50
Fan type		AT 7-7	AT 7-7	AT 7-7 x 2	AT 7-7 x 2	AT 9-9 x 2	AT 9-9 x 2
Voltage	v	380	380	380	380	380	380
Phase		~3	~3	~3	~3	~3	~3
Fan Power	kw	0,75	1,1	0,75 x 2	1,1 x 2	1,1 x 2	1,1 x 2
Max.temp.	°C	70	70	70	70	70	70
Air Flow	m³ / h	1200	2000	2500	3500	4000	5000


KEY TO MODEL TYPES



DUCTING CONNECTION DIMENSIONS



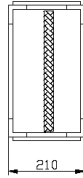
FLEXIBLE DUCT



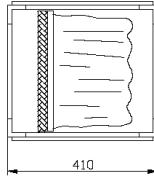
DAMPER



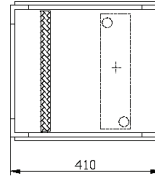
PANEL FILTER SECT. PF



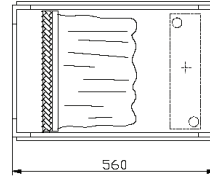
PANEL AND BAG FILTER SECT. TF



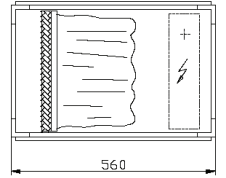
PANEL FILTER AND HEATER SECT. PF-I



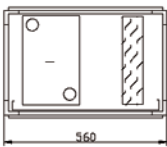
BAG FILTER AND HEATER SECT. TF-I



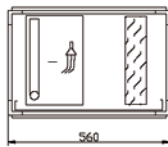
BAG FILTER AND ELECT. HEATER SECT. TF-EI



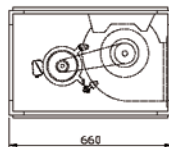
COOLING SECTION S



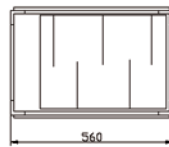
DIRECT EXP. COOLING SECTION DS



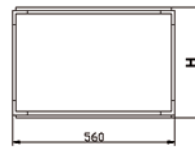
FAN SECTION F



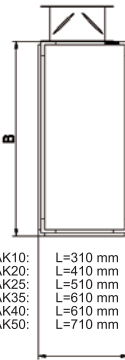
SILENCER SECTION SA



EMPTY SECTION BOS

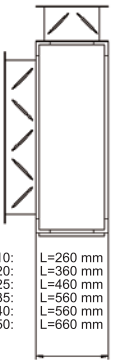


EGZHAUST OR FRESH AIR SECTION G1



ATAK10: L=310 mm
 ATAK20: L=410 mm
 ATAK25: L=510 mm
 ATAK35: L=610 mm
 ATAK40: L=610 mm
 ATAK50: L=710 mm

MIXING SECTION EK



ATAK10: L=260 mm
 ATAK20: L=360 mm
 ATAK25: L=460 mm
 ATAK35: L=560 mm
 ATAK40: L=560 mm
 ATAK50: L=660 mm

PLAN VIEW

UNITE TYPE	Outer Dimensions		FAN TYPE	Air velocity at coil face (m/s)				Filter number and dim	Ducting connection dim
	B (mm)	H (mm)		Air Volume (m ³ /h)					
				3,5 m/s	3,0 m/s	2,5 m/s	2,0 m/s		
ATA - 10	680	420	AT 7 - 7	1,450	1,250	1,050	850	1 x 592 x 340	600 x 340
ATA - 20	980	420	AT 7 - 7	2,420	2,100	1,750	1,400	1 x 592 x 340 1 x 287 x 340	600 x 340
ATA - 25	1280	420	AT 7 - 7 X 2	3,390	2,900	2,450	1,950	2 x 592 x 340	900 x 340
ATA - 35	1580	420	AT 7 - 7 X 2	4,360	3,750	3,100	2500	2 x 592 x 340 1 x 287 x 340	900 x 340
ATA - 40	1580	480	AT 9 - 9 X 2	5,450	4,700	3,900	3,100	2 x 592 x 400 1 x 287 x 400	1200 x 400
ATA - 50	1880	480	AT 9 - 9 X 2	6,050	5,200	4,350	3,500	3 x 592 x 400	1200 x 400

NOTES





 İnönü Mah, Gebze Plastikçiler OSB, 93. Sk, No:3 Tuzla - Gebze / İSTANBUL

 +90 262 502 16 46

 +90 262 502 16 45

 info@gmcair.com

www.gmcair.com