

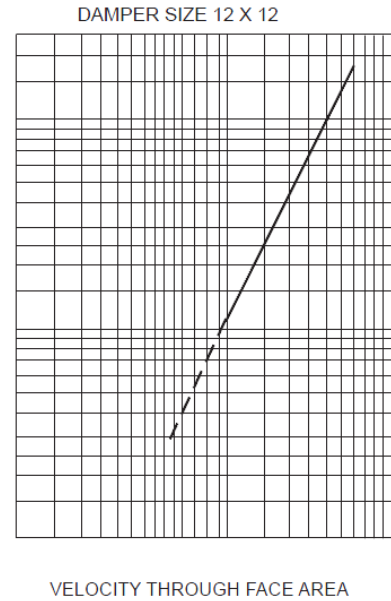
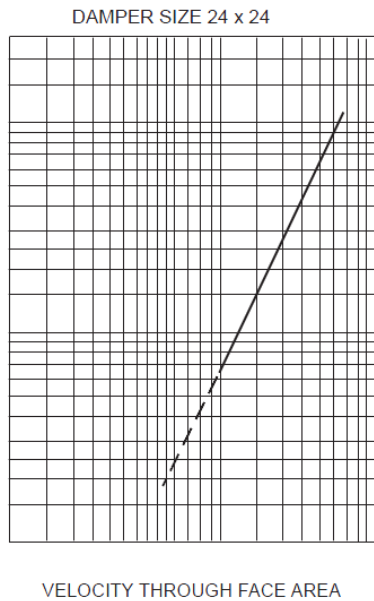
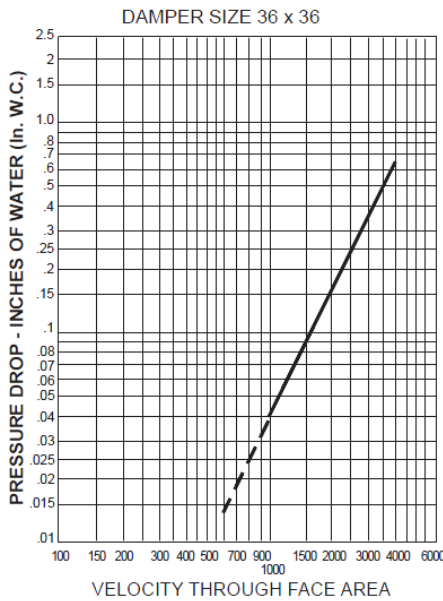


Smoke Evacuation and Shaft Dampers

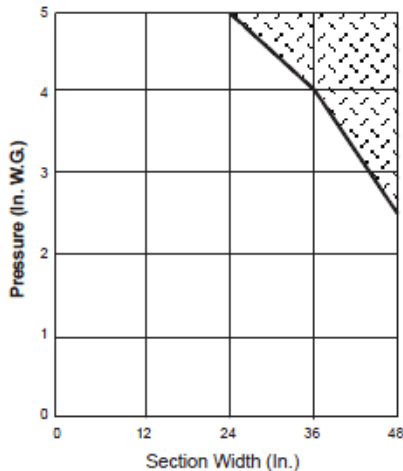
Performance Data

MODEL SSD

PRESSURE DROP




PRESSURE LIMITATIONS



Pressure & Velocity Limitations in the adjoining graphs are conservative in order to avoid mis-applications.

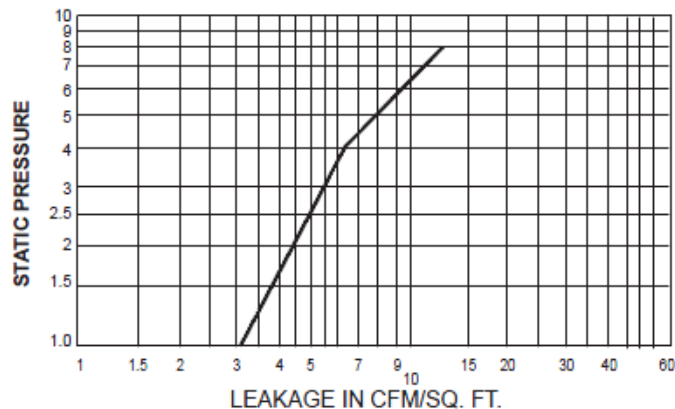
Please contact factory for application guidance if your requirements exceed published limitations.

VELOCITY LIMITATIONS



LEAKAGE

DAMPER SIZE 36 x 48



Leakage Performance test was conducted by an independent laboratory in accordance with AMCA Standard 500-D and is expressed as CFM/SQ. FT. of damper face area. Damper requires both blade edge seals and jamb seals to achieve leakage performance depicted.

Submittal No.

Revision:

Date: 01/01/2019

Submitted by:

Date submitted: