



Smoke Evacuation Damper **SED**

**DESCRIPTION:**

Multi-blade smoke damper, suitable for use in low profile ductwork, approved in accordance with test standard UNE EN 1366-10 and classified according to EN 13501-4: EI 120 (ved i↔o) S 1500 AA multi. Designed according to EN 12101-8 specifications. Structure made from refractory material with an external cover made from sheet steel and blades made from refractory material. Installed vertically within the wall, with a vertical smoke evacuation duct, with the option of a mounting assembly frame previously fixed to the duct. Includes an protective and decorative grille, specific for smoke evacuation and manufactured with anodised aluminium profiles, fitted to the front side of the damper, i.e. the side on display in the building.

Can be used for smoke extraction and air intake (air flow in either direction).

MATERIAL :

Product casing is manufactured from 1,50 mm thick galvanized steel sheet, blades are manufactured from aluminium profile or galvanized steel sheet according to customer demand. Blade slots are manufactured from bronze material and blade mechanism is manufactured from stainless steel. Blades operate as parallel to each other. They work with fire damper actuator or smoke damper actuator according to the place they are working

FUNCTION:

The operating mechanism/s are incorporated in the upper part of the damper where they are protected from smoke and high temperatures.

- Automatic operation (closing) and resetting (opening) by means of a servomotor (CE Marking):

SED smoke extract dampers are operated and reset by means of a servomotor with a supply voltage of 24 V AC/DC (model BLE24) or 230 V AC (model BLE230).

These motors include start and end of stroke limit switches to monitor the opening/closing status of the damper.

ASSEMBLY

Assembly to concrete slot – Special casing design can be installed with screws to box profile



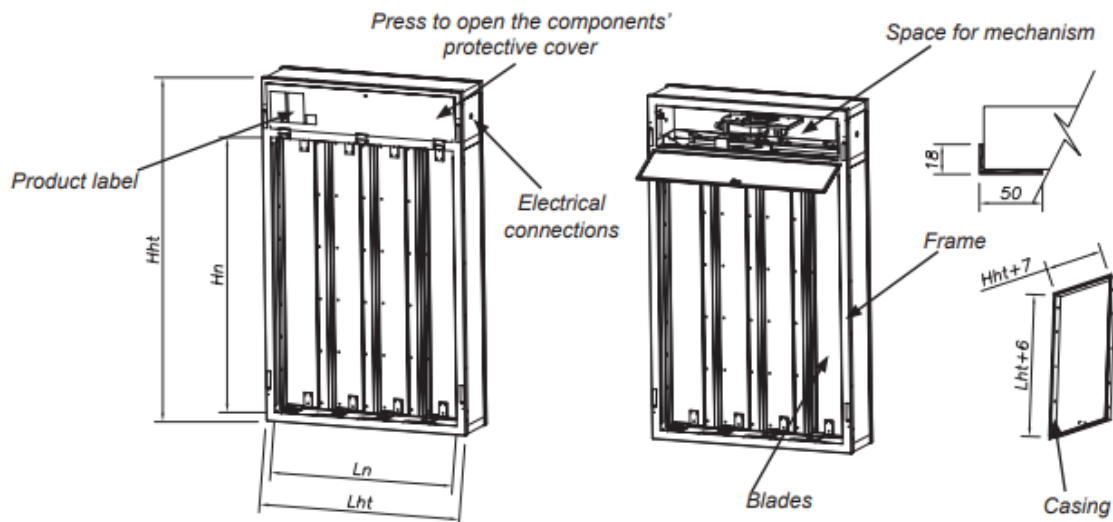
STANDARD SIZES (mm):

AVAILABLE SIZES (mm) - Always width x height								
HEIGHT	WIDHT							
	100	200	300	400	500	600	700	800
200	X	X	X	X	X	X	X	X
300	X	X	X	X	X	X	X	X
400	X	X	X	X	X	X	X	X
500	X	X	X	X	X	X	X	X
600	X	X	X	X	X	X	X	X
700	X	X	X	X	X	X	X	X
800	X	X	X	X	X	X	X	X
900	X	X	X	X	X	X	X	X
1000	X	X	X	X	X	X	X	X
1100	X	X	X	X	X	X	X	X
1200	X	X	X	X	X	X	X	X
1300	X	X	X	X	X	X	X	X
1400	X	X	X	X	X	X	X	X
1500	X	X	X	X	X	X	X	X

H (mm)	W (mm)
200	100
250	200
300	300
350	400
400	500
450	600
500	700
600	800
700	900
800	1000
900	
1000	
1100	
1200	
1300	
1400	
1500	
1600	
1700	
1800	

Flange	
F (mm)	
30	
25	

DRAWING



The servomotors are supplied for 24 V operation 230 V operation available on request. GMCAIR incorporates motors from different manufacturers (Belimo, Siemens, etc.).





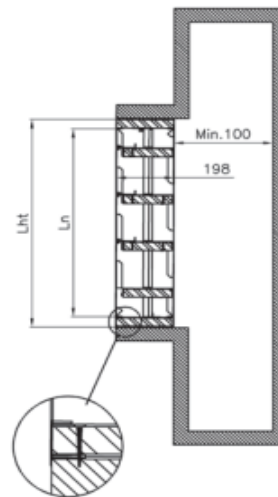
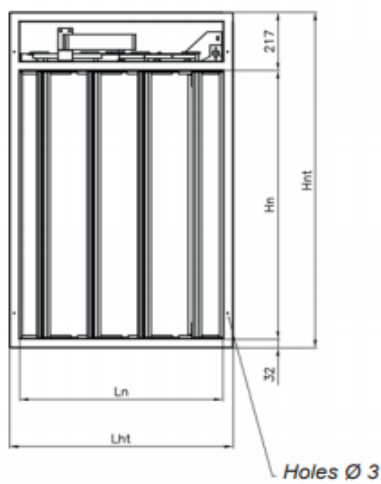
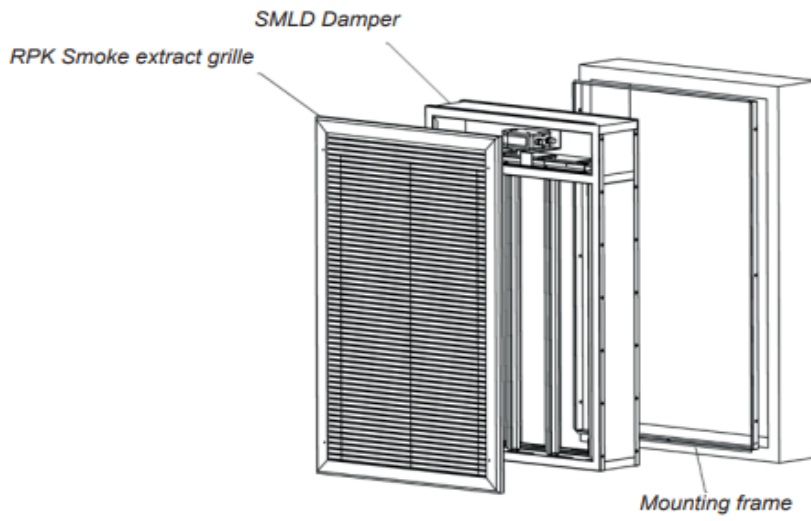
SELECTION TABLES

TECHNICAL DATA

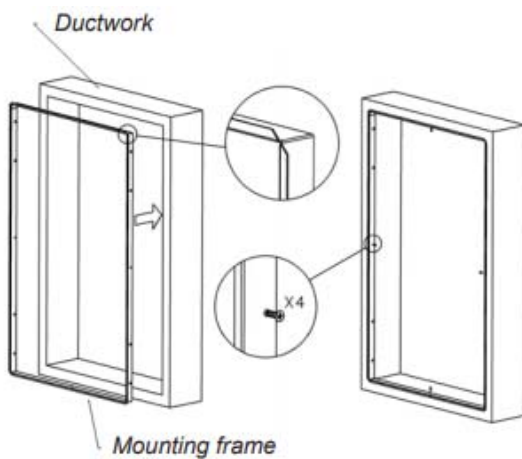
EFFECTIVE AREA TABLE (m²)

W(mm)	Aeff (m ²)										
	H (mm)										
	300	400	500	600	700	800	900	1000	1100	1200	1300
400	0,054	0,07	0,087	0,105	0,122	0,14	0,157	0,174	0,192	0,21	0,227
500	0,077	0,103	0,129	0,154	0,18	0,206	0,232	0,257	0,283	0,309	0,335
600	0,102	0,136	0,17	0,204	0,238	0,272	0,306	0,34	0,374	0,408	0,442
700	0,127	0,169	0,212	0,254	0,296	0,339	0,381	0,423	0,466	0,508	0,55
800	0,152	0,203	0,253	0,304	0,354	0,405	0,456	0,506	0,557	0,608	0,659
900	0,177	0,236	0,295	0,354	0,413	0,472	0,53	0,59	0,649	0,708	0,766
1000	0,202	0,269	0,336	0,403	0,471	0,538	0,605	0,672	0,74	0,807	0,874
1100	0,227	0,302	0,378	0,453	0,529	0,604	0,84	0,755	0,831	0,906	0,982
1200	0,252	0,335	0,42	0,503	0,587	0,671	0,754	0,839	0,922	1,006	1,09
1300	0,276	0,369	0,461	0,553	0,645	0,737	0,83	0,922	1,014	1,106	1,198

Installation & Assembly



Use of mounting frame





ORDER CODE

SED	F25	01	S	N 1000X700
SED: Smoke Damper				WXH N: Neck Size
F00: No Flange F25: Flange Width = 25mm F30: Flange Width = 30mm				S: Standad (H+50mm) L: Requested Product Length (custom choice)
				00: without grille 01: with grille